

D7325 D7326

5G WiFi Encrypted Wireless Conference Chairman/Delegate Unit



D7325

5G WiFi Encrypted Wireless Conference Chairman Unit



D7326

5G WiFi Encrypted Wireless Conference Delegate Unit

Description

The conference unit is a 5G WiFi encrypted wireless conference unit with a round microphone base and features functions such as speaking, sign-in, voting, rating, SMS, and tea service. It uses 128-bit AES digital encryption technology for secure and enhanced communication and conference. It is provided with a 4" square LCD display touch screen to display the working status of the unit in real time. With roaming function, it allows you to roam between multiple APs for increased Wi-Fi coverage and use in a large conference room or multiple conference rooms.

Features

- A 5G WiFi encrypted wireless conference unit integrating speaking, sign-in, voting, rating, SMS, and tea service functions.
- Adopt 128-bit AES digital encryption technology, with WAP/WAP2 secure connection, MAC address filtering, and hidden SSID security to prevent eavesdropping and unauthorized access.
- Adopt integrated square microphone rod (240mm in length, non-removable), electret cardioid directional condenser pickup microphone, with two-color indicator ring (red/green), red for speaking, green for applying for speaking.
- Adopt 4" square LCD display touch screen to display the working status of the unit in real time. The battery power status, WiFi status, voting, rating, language switching between Chinese and English, volume level adjustment, backlight time setting, theme switching, SMS viewing, and tea service application can be completed through the display screen.
- With a 3.5mm stereo headphone jack for headphone connection to monitor the speech of other units.
- Can adjust the microphone volume and headphone monitoring volume independently. Long press the V+ button to enter the microphone volume adjustment, and long press the V- button to enter the headphone monitoring volume adjustment; or adjust the volume on the touch screen.
- With microphone on/off button, with a chairman priority button for the chairman unit. Can speak, sign

in and number through the microphone on/off button.

- With a unique ID for each conference unit. Long press the microphone on/off button to delete the ID number and restore factory settings.
- Come with 3 sets of theme UI, two modes: free mode and locked mode. In free mode, the theme of each unit can be changed freely, or the themes of all units can be changed uniformly in the PC background. In locked mode, the theme of the unit cannot be changed.
- Display the ID number of the conference unit, the number of mics applying for speaking, the voting results, the number of attendees who have signed in and various operation information on the LCD screen.
- With tea service function, including paper, pen, tea, coffee, and manual service.
- With language switching function, bilingual switching between Simplified Chinese and English.
- Combined with a camera, it can realize automatic camera tracking after set by the digital conference system host or PC control software.
- Used in conjunction with the control host, the unit can realize the self-test function. The items to be tested include buttons, MIC, LED indicator, and LCD screen.
- Through the host settings, the chairman unit is endowed with a priority function (to mute or turn off all delegate units) and a podium mode (the chairman unit is normally on).
- The chairman unit has the authority to approve the application for speaking from the delegate unit.
- The chairman unit has the function of initiating a voting.
- The chairman unit can be turned on freely without being restricted by the number of speaking units.
- The chairman unit has the priority function of having full control over the order of the conference.
- There is no restriction on the location of the chairman unit when connected to the system.
- With a built-in rechargeable lithium battery, which supports 18W fast charging. Also, it can be charged by the D7331 charging box through the Type-C interface of the unit.
- Adopt 10000mAH large-capacity lithium battery, with a charging time of 4H and a battery life of $\geq 8H$.
- The unit has a status display of power-off charging, fast charging and normal charging (ordinary charging), and a 100% full power prompt. The screen lights up for 10 seconds each time you click on it. When it is turned on, there is a charging icon displayed, and a 100% full power prompt.
- Support roaming function, which allows you to roam between multiple APs for increased Wi-Fi coverage, enabling the conference unit to be used in a large conference room or multiple conference rooms.

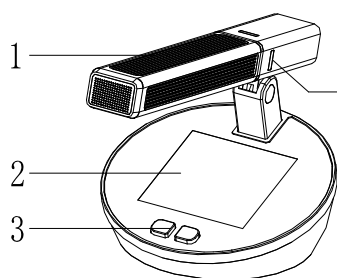
Specifications

Model		D7325/D7326
Structure Type		Desktop
Effective Frequency	Unit A to Unit B	130Hz-10kHz
Range of Gain Limit ($\pm 3dB$)	Host Line to Unit	130Hz-10kHz
	Unit to Host Line	80Hz-16kHz
Static Power Consumption		<3W
Maximum Power Consumption		<4W
S/N Ratio		>80dB (A-weighted)
Harmonic Distortion		<0.3%
Headphone Output		9dBu, 8-32 Ω , 3.5mm
Operating Power (Battery Pack)		3.7V/10000mAH lithium battery
Microphone	Microphone Type	Electret cardioid condenser
	Sensitivity	-45dBV/pa
	Input Impedance	2k Ω
	Equivalent Noise	20dB (SPL)

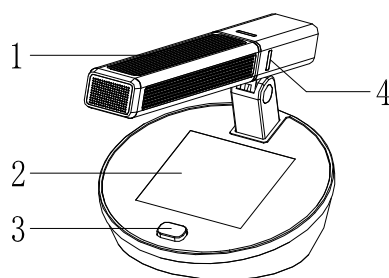
	MAX. SPL.	125dB (THD<3%)
Package Dimensions		385×345×181mm (two pcs/CTN)
Machine Dimensions (Excluding MIC Rod, W×D×H)		142×139×65mm
Gross Weight		2.3kg
Net Weight		0.74kg

Front / Rear Panel

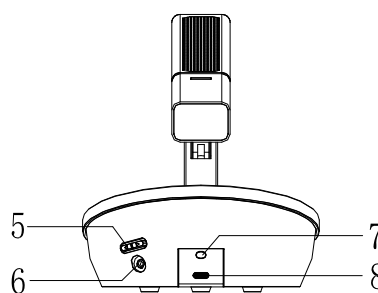
Buttons and Indication Functions



Side View of Chairman Unit



Side View of Delegate Unit



Rear View

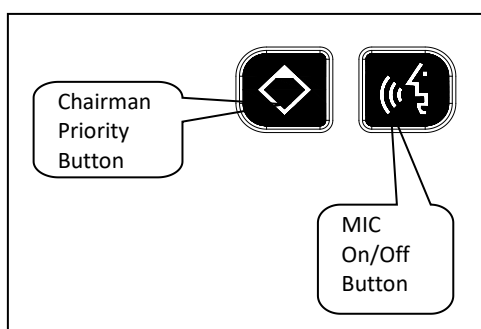
1. Microphone Rod

2. 4" Square LCD Touch Screen

- Display the ID number of the unit, the working status, the voting results and operation information.

3. MIC On/Off Button and Indicator

- The MIC On/Off button / APPLY button and the indicator light of the delegate unit. The indicator light is on when the button is pressed to turn on the microphone; the indicator light flashes when the button is pressed to apply for speaking or when the conference unit is renumbered or tracked and positioned by a camera.
- The MIC On/Off button, the chairman priority button and the indicator lights of the chairman unit.



- The indicator light is on when the button is pressed to turn on the microphone; the indicator light flashes when the conference unit is renumbered or tracked and positioned by a camera.
- When the chairman priority button is pressed, the unit that is speaking will be muted or turned off.

4. Microphone Indicator

- With red and green working status, red for speaking, green for applying for speaking.

5. Volume Adjustment Button

- Used to adjust the headphone monitoring and microphone volume. Long press the V+ button to enter the microphone volume adjustment, and long press the V- button to enter the headphone monitoring volume adjustment.

6. Monitor Headphone Jack

- Connect with a 3.5mm connector.

7. Unit Power On/Off Button

- Press and hold the button for 3S to power the unit on or off.

8. Type-C Charging Interface

- Note: If you choose other chargers, it is recommended to choose a charger with a fast charging function of 18W or above for charging.

(Notes: 1. When the battery power is too low, the unit will pop up a window on the screen saying “Please charge in time”. At this time, you need to charge the device, and do not continue to use it to avoid over-discharge of the battery. If the unit cannot be turned on after the battery is over-discharged, it needs to be returned to the factory to activate the battery. 2. When the battery power is too low, the unit can be forced to turn on 5 times.)